



DARBARI LAL D.A.V. MODEL SCHOOL

BN-BLOCK, SHALIMAR BAGH, DELHI – 110 088

CLASS – X

HOLIDAYS HOME WORK (2023 – 2024)

ENGLISH

Summer vacation is the perfect time to rejuvenate and unwind, to have the wonderful luxury of being at rest!

Let this free time also energise you to introspect, analyse and plan so that you can perform more creatively once the school reopens. Do the mentioned activities with diligence, as it will be evaluated for Internal Assessment
Enjoy your vacation and come back recharged!

Note: The assigned work is to be done on the sheets provided in the recommended portfolio file to ensure uniformity.

- Read all the chapters of the prescribed text books 'First Flight' & 'Footprints Without Feet'. Select any one story from each text that you find most appealing. On the portfolio sheets, express in a creative & colourful manner, your reasons for liking them. (portfolio assessment term -1)
- Create dialogues for the characters from the prescribed text in about 120-150 words. The script should be imaginative & innovative but within the bounds of the plot of the story. Pick the characters as per your roll no.

| Roll No. | Characters | Chapter |
|----------|-------------------------------|------------------------------|
| 1 – 5 | Matilda & her husband | The Necklace |
| 6 – 10 | Bholi & her father | Bholi |
| 11 – 15 | Griffin & Mrs. Hall | Footprints Without Feet |
| 16 – 20 | other Seagull & Young seagull | His First Flight |
| 21 – 25 | Anne Frank & Mr. Keesing | From the Diary of Anne Frank |
| 26 – 30 | Valli & conductor | Madam Rides the Bus |
| 31 – 35 | Buddha & Kisa Gotami | The Sermon at Benares |
| 36 – 40 | Ausable & Max | The Midnight Visitor |
| 41 – 45 | Anil & Hari Singh | The Thief's Story |

- Project Work (NEWS-LETTER) involving 5 students. It is to be based on ANDMAN/ NICOBAR ISLANDS. The group leader should assign different subtopics to the members which can be history, politics, literature, people, culture, language, education, technical development, cuisine, tourist destinations, etc. Uniform font type & size can be decided. The newsletter should be aesthetically pleasing and creatively designed.
- The prescribed book FIRST FLIGHT has exercises based on Thinking about Language. Attempt all the exercises in the book itself.



DARBARI LAL D.A.V. MODEL SCHOOL

BN-BLOCK, SHALIMAR BAGH, DELHI – 110 088

CLASS – X

HOLIDAYS HOME WORK (2023 – 2024)

HINDI

1. A3 साइज़ शीट पर बड़े भाई साहब पाठ में आए 15 मुहावरे व उनके अर्थ लिखिए। (मुहावरा वृक्ष बना कर)
2. किन्हीं तीन भक्तिकालीन कवियों का सचित्र परिचय A4 साइज़ शीट पर दीजिए। (परियोजना कार्य) इसके लिए आप चार ए-4 साइज़ शीट लेंगे जिसमें पहली शीट पर अपना नाम कक्षा व विषय लिखेंगे। शेष तीन शीट पर कवियों के बारे में लिखेंगे।
3. वृद्धाश्रम – 'समाज के माथे पर कलंक' इस विषय पर उत्तर पुस्तिका में अनुच्छेद लिखिए।
4. हिन्दी समाचार पत्र में से विभिन्न विषयों के पाँच विज्ञापन व पाँच सूचनाएँ काट कर अलग-अलग A4 साइज़ शीट पर चिपकाएँ।
5. कबीर की पाँच साखियाँ/ मीरा का पद (कोई एक पद) याद कीजिए।
6. कक्षा में करवाए गए व्याकरण विषय तथा पाठों के प्रश्नोत्तर याद कीजिए।

SANSKRIT

मणिका - भाग 2

- कक्षा में पठित पाठों की पुनरावृत्ति करें।
- 'वाङ्मयं तपः' नामक पाठ से अपनी रुचि अनुसार कोई दो श्लोक स्मरण करें।

रचनात्मक कार्यम्

1. पाठ 3 - 'रमणीया हि सृष्टिः एषा' पाठ के आधार पर हंसः, काकः, कोकिलः, बकः - इनकी विशेषता से संबंधित 'श्लोक सचित्र ए- 4 साइज़ शीट पर लिखें।
2. 'लक्षद्वीप' को विषय बनाकर जानकारी एकत्रित करें व संस्कृत भाषा में सचित्र परियोजना कार्य करें (ए-3 साइज़ शीट पर)।

नोट:-

उपरोक्त कार्य का मूल्यांकन कर अंक प्रदान किए जाएँगे।



DARBARI LAL D.A.V. MODEL SCHOOL

BN-BLOCK, SHALIMAR BAGH, DELHI – 110 088

CLASS – X
HOLIDAYS HOME WORK (2023 – 2024)

MATHEMATICS

General Instructions :

Art integration Activity/Experiential learning and interdisciplinary activity to be done on the sheets provided in the Portfolio file.

Note: Please students buy the portfolio file from school stationery.

You have to use the sheets given in it only for artwork to maintain uniformity.

ART INTEGRATION ACTIVITIES

ACTIVITY 1ART INTEGRATION ACTIVITY

Topic: POLYNOMIALS

Make different designs using parabolic curves with the help of string art or with straight lines.

Links related to designs formed by parabolic curves are being shared for your reference.

<https://www.youtube.com/watch?v=BhE8DFMFEgQ>

https://www.youtube.com/watch?v=uqXqkv_cnQg

<https://youtu.be/9WIMrcNNFog>

<https://youtu.be/AgI4HMmV5rM>

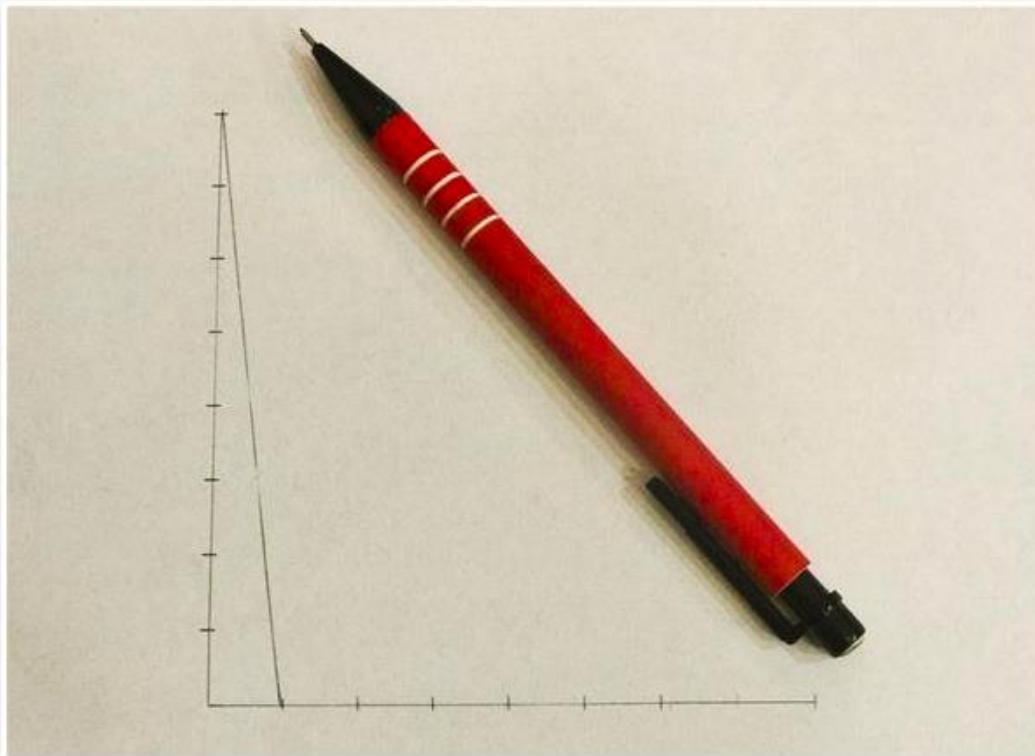
Create a Parabola from Lines and a Right Angle

Draw a right angle and mark two lines of equal length at equal intervals. It should look like you are making a coordinate plane to graph an equation.

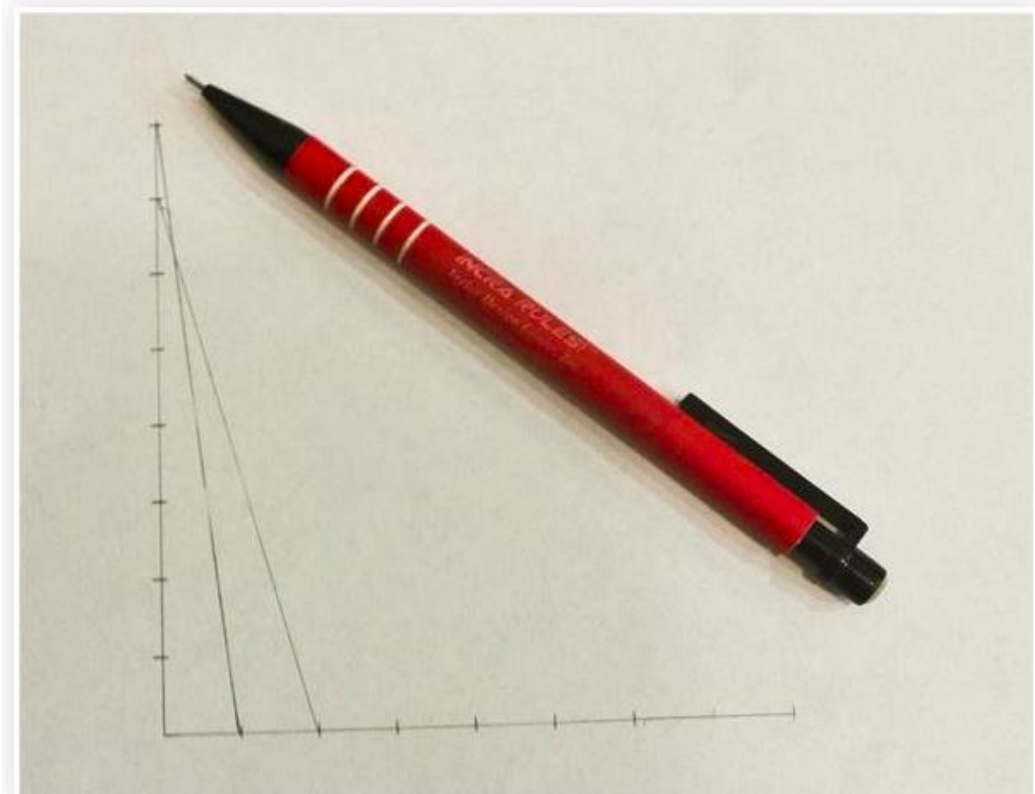


CLASS – X
HOLIDAYS HOME WORK (2023 – 2024)

Draw a line from the farthest mark from the right angle on one line, to the closest mark to the right angle on the other line.



Now connect the 2nd farthest mark to the 2nd closest mark.



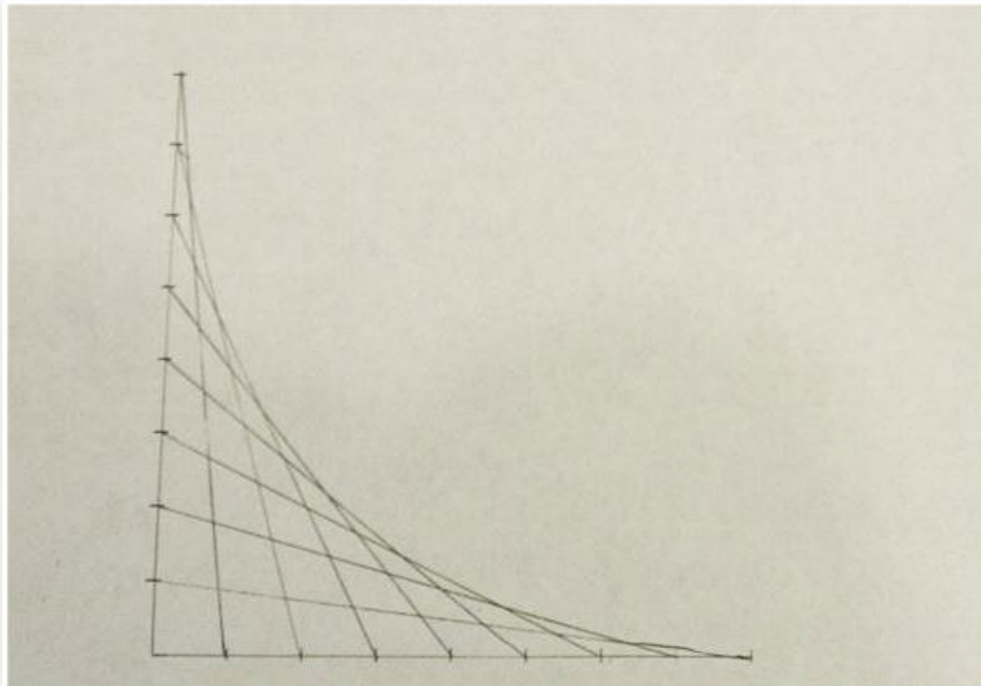


DARBARI LAL D.A.V. MODEL SCHOOL


BN-BLOCK, SHALIMAR BAGH, DELHI – 110 088

CLASS – X HOLIDAYS HOME WORK (2023 – 2024)

Continue connecting lines between the points as you step down one line and step up the other.



The curve was pretty smooth looking with eight marks on each line, but can be made smoother by adding more marks. There are 32 in this picture.





DARBARI LAL D.A.V. MODEL SCHOOL

BN-BLOCK, SHALIMAR BAGH, DELHI – 110 088

CLASS – X

HOLIDAYS HOME WORK (2023 – 2024)

PARABOLIC CURVE ANIMATION

<https://youtu.be/kgYXKknkkIM>

LINKS FOR TEMPLATES

<https://drive.google.com/file/d/1ejGr9q52iGvOt5nUIj5S-IFeT8GKcUEM/view?usp=sharing>

https://drive.google.com/file/d/1oVBFBN2YUWBlboTjFkxG2pkzsBd3L4_N/view?usp=sharing

<https://drive.google.com/file/d/1dcjJI8DOe0eXo14UIPZ8Do93ZgYxJGq9/view?usp=sharing>

2) INTERDISCIPLINARY ACTIVITY :

Group activity

Students are required to submit a investigatory project on ELECTRICITY CONSUMPTION in the group of 8_10 on sheets provided in Portfolio file.

- 1) Each student will collect two electricity bills (photocopy of bills).
- 2) Every student will form a linear equation in two variables from his collected bill. (Any one)
- 3) Each group will collectively form a frequency distribution table (by using the units of electricity bill consumed for the May month for his family members), less than type and more than type distribution table.

Find the mean consumption and interpret your result.

Topic covered

Pair of Linear equations in two Variables

2) Statistics

Group 1: Roll nos. 1 to 9

Group 2: Roll nos. 10 to 18

Group 3: Roll nos. 19 to 27

Group 4: Roll nos. 28 to 36

Group 5: Roll nos. 37 to last Roll no.

3) EK BHARAT SHRESHTH BHARAT (EBSB)

Group activity

- 4) Design a T-SHIRT or make a candle by using dry coconut shell, mask, Bag depicting the art and craft of Andaman and Nicobar islands.

Refer to the following link:

https://www.google.com/imgres?imgurl=https%3A%2F%2Ftravelogyindia.b-cdn.net%2Fstorage%2Fapp%2Fupload%2Fjute-base-items.png&tbid=Ahf4cXmK0PZSGM&vet=1&imgrefurl=https%3A%2F%2Fwww.travelogyindia.com%2Fandaman-nicobar%2Fthings-to-buy-in-andaman-nicobar.html&docid=RqtvV6-g_n95IM&w=1024&h=570&itg=1&hl=en-GB&source=sh%2Fx%2Fim

Group 1: Roll nos. 1 to 9

Group 2: Roll nos. 10 to 18

Group 3: Roll nos. 19 to 27

Group 4: Roll nos. 28 to 36

Group 5: Roll nos. 37 to last Roll no.



DARBARI LAL D.A.V. MODEL SCHOOL

BN-BLOCK, SHALIMAR BAGH, DELHI – 110 088

CLASS – X

HOLIDAYS HOME WORK (2023 – 2024)

SCIENCE & TECHNOLOGY

SUBJECT: PHYSICS

- Make an attractive circuit diagram of Ohm's law using eco-friendly and waste material on A 4 size sheet. Also state ohm's law on the same sheet.
- Revise the syllabus of PT1

SUBJECT: CHEMISTRY

Keeping in mind a child's levels of patience, cognitive skills and hand-eye coordination, we have chosen a project for the students so that they can unleash their creativity with the versatile **PoP. Plaster of Paris!** It is one of the most flexible raw materials, which we can use to make beautiful artifacts. Creating artwork with POP is an economical way to let student's creative energy thrive and flourish. And if this skill is honed and encouraged they can even make a career out of it. So, students, do you want to know how to make plaster crafts for fun and for profit. Start with a simple project and see how easy it is to make awesome artwork. Soon, you'll be ready to try your hand at using molds for figurine creation. You'll find that you can make beautiful figurines that look like fine ceramics inexpensively. It can be a decorative piece, a pen stand, Plaster Eggs, Plaster-Dipped Flower Votives, Egyptian Plaster Tile, Nature Impressions, Polka Dot Easter Eggs, Leaf Prints, and Footprints etc. To make it more creative and colorful make use of natural indicators (extract of turmeric, China rose, red cabbage etc.).

For further reference: <https://feltmagnet.com/crafts/plaster-crafts-for-fun-or-profit>

SUBJECT: BIOLOGY

Task-1:

A) ROLL NO: 1 – 15

‘Respiratory diseases impose an immense worldwide health burden’.

Find out the five most common respiratory diseases, which are the causes of severe illness and death worldwide. Paste pictures and fill the necessary information in a table. Format is given below. Design a magazine creating awareness on the global impact of respiratory diseases.

| S.No | Respiratory disease (Name) | Scope of the disease | Prevention | Treatment | Control and Elimination |
|------|----------------------------|----------------------|------------|-----------|-------------------------|
| 1 | | | | | |
| 2 | | | | | |
| 3 | | | | | |
| 4 | | | | | |
| 5 | | | | | |

Note: Source of Information for the Assignment: It can be a Newspaper clipping, an article from a magazine or an Internet.



DARBARI LAL D.A.V. MODEL SCHOOL

BN-BLOCK, SHALIMAR BAGH, DELHI – 110 088

CLASS – X

HOLIDAYS HOME WORK (2023 – 2024)

B) ROLL NO: 16 - 30

Visit the site www.arvindguptatoys.com

Make any one toy of your choice related to any topic of the Biology Syllabus. For example – Brain cap, puzzle games or board games from life processes, etc.

C) ROLL NO: 31-45

Create a bookmark either of Human Heart/Brain/Digestive System

Task 2: Draw neat and labelled diagram of the following

- 1) Internal structure of leaf
- 2) Human heart
- 3) Urinary system
- 4) Brain
- 5) Spinal cord
- 6) Tropic movements in plants (Phototropism, Geotropism, Chemotropism & Hydrotropism)

Task 3: Complete your practical written file work. The biology practical syllabus for Term I consists of the following experiments.

1. Preparing a Temporary Mount of a Leaf Peel to Show Stomata.
2. Experimentally Show That Carbon Dioxide is Given Out During Respiration.

You can use the given links to understand these practical.

1. To understand the leaf peel experiment to show stomata

<https://www.youtube.com/watch?v=ViBJMfBmSXo&feature=youtu.be>

2. To understand carbon dioxide is given out during respiration

https://www.youtube.com/watch?v=34ESzqzf_Uo&feature=youtu.be

Task 4: Revise the syllabus of PT1

INTERDISCIPLINARY ACTIVITY

Design a Poster (A3 size)/brochure (4 panel) with sketches, diagrams and pictures on the Topic "**ENERGY SAVED IS ENERGY GENERATED**".



DARBARI LAL D.A.V. MODEL SCHOOL

BN-BLOCK, SHALIMAR BAGH, DELHI – 110 088

CLASS – X HOLIDAYS HOME WORK (2023 – 2024)

SOCIAL SCIENCE

HISTORY & POLITICAL SCIENCE

❖ **Interdisciplinary Activity**

The theme of G-20 Summit is “VASUDHAIVA KUTUMBAKAM” ‘ONE EARTH- ONE FAMILY- ONE FUTURE’ drawn from Sanskrit phrase of the Maha Upnishad which means “The World is One Family”

India’s G-20 Priorities

1. Green Development, Climate Finance and Life. (Roll No. 1 to 7)
2. Accelerated, Inclusive & Resilient Growth. (Roll No. 8 to 14)
3. Accelerating progress on SDGs. (Roll No. 15 to 21)
4. Technological Transformation & Digital Public Infrastructure. (Roll No. 22 to 28)
5. Multilateral Institutions for the 21st century. (Roll No. 29 to 35)
6. Women-led Development (Roll No. 36 till last roll no.)

The above topics will be distributed according to roll numbers, posters will be made and write up shall be submitted.

❖ **Making of an advertisement**

Use an innovative idea to make a comparison of an advertisement in the early 20th century with that of the 21st century.

❖ **Role play and presentation**

Role play on Napoleon/ Giuseppe Mazzini/ Otto Von Bismarck/ Any other leader mentioned in the chapter.

Presentation of Role Play in the classroom and submission of the write up on A4 size sheet.

❖ **VEER GATHA (UNSUNG HEROES)**

Make a project on anyone of the following FORGOTTEN WOMEN FREEDOM FIGHTERS OF INDIA – indicating their contribution towards India’s struggle for freedom.

- | | |
|-------------------------------|----------------------------------|
| 1. Matangini Hazra. | (Roll No. 1 to 4) |
| 2. Kanaklata Barua. | (Roll No. 5 to 8) |
| 3. Aruna Asaf Ali. | (Roll No. 9 to 12) |
| 4. Bhikaiji Cama. | (Roll No. 13 to 16) |
| 5. Tara Rani Srivastava. | (Roll No. 17 to 20) |
| 6. Moolmati. | (Roll No. 21 to 24) |
| 7. Laxmi Sehgal. | (Roll No. 25 to 28) |
| 8. Kamala Devi Chattopadhyay. | (Roll No. 29 to 32) |
| 9. Kittur Rani Chennamma. | (Roll No. 33 to 36) |
| 10. Sucheta Kriplani. | (Roll No. 37 till last roll no.) |

❖ **DESH BHAKTI CURRICULUM.**

The founding of the Constitution hinged on the adoption of certain core values. Over the past seven



DARBARI LAL D.A.V. MODEL SCHOOL

BN-BLOCK, SHALIMAR BAGH, DELHI – 110 088

CLASS – X HOLIDAYS HOME WORK (2023 – 2024)

decades, these values have been tested, and yet they have endured. For the framers of the Constitution, these values formed a vision for an India they wanted to call home.

(Democracy, Federalism, Separation of Power, Fraternity and Secularism)

Make an INTERACTIVE BULLETIN BOARD on the founding values embodied in the Constitution.

❖ **Draw a Pie Chart to show female literacy rate of the given Indian States:**

1. Uttar Pradesh
2. Tamil Nadu
3. Andhra Pradesh
4. Madhya Pradesh
5. Delhi
6. Goa
7. Bihar

❖ **Ek Bharat Shreshtha Bharat**

Make a Scrapbook, identifying the 21 largest unnamed islands of Andaman and Nicobar Island. These islands are renamed after 21 Param Vir Chakra Awardees in order to commemorate “the immortality of the sacrifices made for the country and the bravery and valor of the Indian Army.” Renaming is intended to put forth the message “Ek Bharat Shreshtha Bharat” (One India Best India),

Draw or Paste 21 largest unnamed islands of Andaman and Nicobar Island.

Draw or Paste 21 Param Vir Chakra Awardees.

Label the Islands and Awardees

❖ Make a colorful and an attractive Tourist Brochure for promoting tourism in Lakshadweep.

Geography/ Economics

TERM – 1

Economics....

Subject Enrichment

- Every student has to undertake a project on the topic Consumer Awareness.
- the students have to make a project file using A4 size sheets.
- the project report should be hand written.
- various forms of art may be integrated in the project work.
- the project will be evaluated on the basis of-
 - a. Content accuracy originality and analysis
 - b. Presentation and creativity
 - c. Viva Voce
- the project must include the following points:-
 1. Title page
 2. Acknowledgements



DARBARI LAL D.A.V. MODEL SCHOOL

BN-BLOCK, SHALIMAR BAGH, DELHI – 110 088

CLASS – X

HOLIDAYS HOME WORK (2023 – 2024)

3. Contents page...S.No,Topic and page no.

4. Introduction

5. Body of the report.....

- i) meaning of consumer
- ii) consumer exploitation in marketplace and common malpractices
- iii) causes of consumer exploitation
- iv) consumer movement consumer international and COPRA
- v) consumer rights
- vi) Redressal forums and consumer protection councils
- vii) Consumer Awareness programs by department of Consumer affairs (paste ads, posters, logos of Agmark, ISI BIS, pictures etc.)
- viii) Survey on consumer awareness of household in Delhi-*collection of data through questionnaire.

* Statistical tools used -(Mean,percentage,Pie diagram, bar diagram etc

6. Analysis and interpretation of data.

7. Summary and conclusion

8. Bibliography

9. Appendix

Geography:

Multiple Assessment

*Art Integration

Hii1.Select one topic from the following according to your roll number

- | | |
|-------------------|---|
| Roll No. 1-4: | Make a map/charts and other tools to identify patterns and trends of land utilisation. |
| Roll No. 5-8: | Make map -Rivers and dams on it, on A3 size sheet using any material basis your creativity. |
| Roll No. 9 to 12: | Prepare a model of Soil Profile. |
| Roll No 13-16: | Prepare working model on rainwater harvesting. |
| Roll No. 17-20: | Prepare a working model of DAM. |
| Roll No. 21-24: | Design a Poster--"Forest Conservation" on A3 size sheet. |
| Roll No. 25-28: | Design a Slogan- on half cartridge sheet on "Forest Conservation". |
| Roll No.29-32: | Prepare Flash Cards on "Forest Conservation". |
| Roll No.33-36: | Design a Poster on A3 size sheet on "Water Conservation". |
| Roll No. 37-40: | Write a slogan on half cartridge sheet on "Water Conservation". |
| Roll No. 41-44: | Prepare Flash Cards on "Water Conservation" |

Experiential Learning:

= Visit to a field -Hiran kudna
(Agriculture area plus pisciculture)

Prepare a write-up of your visit.



DARBARI LAL D.A.V. MODEL SCHOOL

BN-BLOCK, SHALIMAR BAGH, DELHI – 110 088

CLASS – X HOLIDAYS HOME WORK (2023 – 2024)

PAINTING

Complete the Topics

Composition for e.g. (Village Scene, Dhaba Scene, Market Scene, Railway Station Scene etc. (in three Medium)

1. Pencil
2. Water Colour or Poste Colour
3. Monochromatic Technique

INFORMATION TECHNOLOGY (402)

- I. Study well for PT1 exam. Complete all your syllabus of PT1. Syllabus has been posted in Google Classroom.
- II. Create and share blog on any favorite topic. Paste link of blog in IT links file. (10 marks)
- III. Create and submit following project (10 marks) based on DBMS.

Write steps to perform following tasks in your google doc.

- 1) Create a database and save it with your name.
- 2) Create following table and save it as classregister.
- 3) Create Form.
- 4) Create Report having fields roll no, name and contact no.
- 5) Write SQL commands for the following:
 - a. Display roll_no, Name and contact_no of all students located in Mumbai.
 - b. Display all information of all students in ascending order of Name of student.
 - c. Delete the record of roll_no=1
 - d. Update city to 'Mumbai' whose roll_no is 4.

| | Field Name | Field Type |
|--|------------|--------------------|
| | roll_no | Number [NUMERIC] |
| | Name | Text [VARCHAR] |
| | DOB | Date [DATE] |
| | city | Text [VARCHAR] |
| | contact_no | Number [NUMERIC] |

| ROLL NO. | NAME | DOB | CITY | CONTACT NO. |
|----------|-------|----------|---------------|-------------|
| 1 | Arun | 11/07/06 | Delhi | 5432213477 |
| 2 | Riya | 25/10/07 | Mumbai | 9743257743 |
| 3 | Tarun | 14/05/06 | Agra | 4765922578 |
| 4 | Meena | 28/02/06 | Delhi | 8422557853 |
| 5 | Vani | 21/12/07 | Uttar Pradesh | 9621568542 |



DARBARI LAL D.A.V. MODEL SCHOOL

BN-BLOCK, SHALIMAR BAGH, DELHI – 110 088

CLASS – X

HOLIDAYS HOME WORK (2023 – 2024)

ARTIFICIAL INTELLIGENCE

Project 1:

Make a video of max 1minute explaining all the stages of AI Project Cycle.

Project 2:

Explore how Self Driving Cars work and how they use AI. Prepare a PowerPoint presentation explaining the features of self driving cars and the use of AI.

Project 3:

Design a digital poster explaining how AI is used to help Digital Assistants carry out the tasks we ask them to do.

HINDUSTANI VOCAL MUSIC

During vacations try to enhance your music buds!!! Let's prepare a Bhajan or a prayer any Hindi or English will work. For class presentation. You can message me during holidays if you need any guidance.

*** Do complete your music theory notes during Holidays and prepare well for your exams.**