



DARBARI LAL DAV MODEL SCHOOL
BN – BLOCK, SHALIMAR BAGH, DELHI – 110088
(Affiliated and Accredited to CBSE)

HOLIDAYS HOMEWORK (2022-23)
CLASS V

SUBJECT : ENGLISH

Dear students

As the SUMMER BREAK is about to start, here is a list of English work which you all must do according to the instructions given. So read the instructions carefully before doing anything.


Instructions

- ❖ Summer Vacation is the best time for learning and nurturing creativity.
So, utilize this time judiciously.
- ❖ Inculcate good manners, healthy habits and respect for others.
- ❖ Help your parents in household chores.
- ❖ Watch informative programmes and channels in English on T.V.
Do all the activities neatly.
- ❖ At the back of the Activity, write your name, class and section.
- ❖ Make borders in every activity.
- ❖ Study well and revise the syllabus for PT 1 exams.

HOLIDAY HOME WORK

1. Make a colourful English magazine in a Scrapbook covering the following headings-
 - a. Facts - 5 Amazing facts of the world.
 - b. Story time- 1 short story with pictures.
 - c. Fun- 5 jokes
 - d. 5 Proverbs
 - e. Advertisements on food items, toothpaste, stationery items etc.
2. Describe any one character of the lesson MONDAY MORNING BLUES by making a Character wheel on an A4 size sheet.

- ❖ Aunt Polly OR
- ❖ Tom



3. Write and learn any one English poem of 3 - 4 stanzas on Nature on an A4 size coloured sheet.
4. Speak in English with your family members. After the summer break, under SPEAK SMART DRIVE badges will be given to the students who would converse in good English in the school.
5. To improve your handwriting, write 10 pages neatly in your Practice copy (copy number 2).

6. PROJECT - Pinocchio

Read the book Pinocchio (prescribed in your syllabus) carefully.

In a SCRAPBOOK write

- a. Book Review of Pinocchio.
- b. Paste pictures of any three characters of the book and write about them.
- c. Write 15 difficult words and their meanings of the same book.

7. INTERDISCIPLINARY PROJECT - THEME - PLANETS

Children will draw a picture of planet MARS and describe their imaginary visit to the same in about 5 sentences on an A4 size sheet. Make it beautiful by decorating it.

8. Ek Bharat Shreshtha Bharat

India is known for its rich diversity of culture, tradition, religion as well as languages. As per the Indian constitution, there are 22 official languages. Punjabi language is one of them. To make the students aware about this, a project is being given.

PROJECT

Do research about the history of Punjabi language and write 10 to 12 sentences in Punjabi on a thick coloured chart neatly and learn how to speak those sentences. The heading should be ਪੰਜਾਬੀ ਭਾਸ਼ਾ ਦੀ ਮਹੱਤਤਾ (Importance of Punjabi)

SUBJECT : MATHS

Q1. Make a cut out of a Caterpillar and write each letter of your name on it in capital. Also write the types of angles formed in each letter of your name.

Q2. Learn and write tables from 2 to 18 only once.

INTERDISCIPLINARY PROJECT

Topic – Planets

**Q3. (a) Draw or paste a colourful picture of any two planets.
(b) Find the distance of any two planets from the Sun.
(c) Also write the number name of their distance from the sun in Indian as well as International system.**

INSTRUCTIONS

- Do the holidays homework on A-4 size sheets and put all the sheets in a folder.
- Holidays Homework should be neat and colourful.
- Use one sheet for one planet.
- Use coloured pens for doing the Homework.
- Revise the syllabus of PT-1 thoroughly.
- Do 5 sums of each operation (Addition, Subtraction, Multiplication and division) in Maths practice register.

SUBJECT : SCIENCE

INSTRUCTIONS:

The holiday homework needs to be done on A 4 sheets. Keep it in the folder.
Use your imagination, creativity and knowledge to do the assigned task.
Take good care of your health and hygiene.

Activity 1:

Soak 3 or 4 beans/grams overnight in a bowl. Plant them in a pot the next day.
Observe after 2 or 3 days. Record Your Observations with diagrams in the following manner. Complete the given worksheet and draw the process of seed germination.

Seed Observation Journal



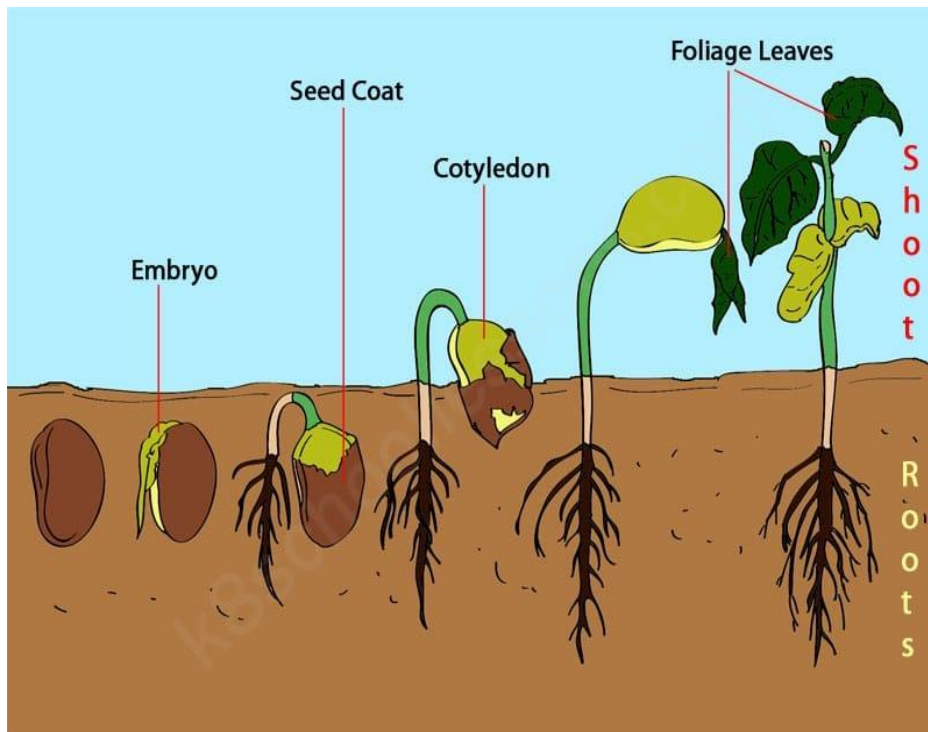
Name _____

Type of Seeds Planted _____

Date Seeds Planted _____

Draw and record your observations each day.

DAY 1	DAY ____	DAY ____
DAY ____	DAY ____	DAY ____



Activity 2 :

Make a collage on medicinal plants, herbs and spices available at home and complete the following worksheet:

Survey- Medicinal Plants at Home

Discover the mystery of medicinal herbs.
It's time to find out some common spices,
herbs used at home to cure different
ailments. Complete the following survey
about Dadi Maa Ke Nuskhe.

Healing Herbs and Spices
 Medicine Cabinet in Your Kitchen

Name of the plant/Herb/Spice	Used to treat	Common forms of use	Any other important information



Image is provided for reference only.

Activity 3:

a) Research about any two animals and complete the worksheet.

Animal Research	
Animal Name:	Picture of Animal:
Where does this animal live?	
How big is this animal and what does it look like?	What does this animal like to eat?
Interesting Fact #1 – Interesting Fact #2 –	

Watch the videos for interesting animals facts

<https://youtu.be/girzyt7Zwc4>

<https://youtu.be/ua02feZoUUl>




Image is provided for reference only.

b) Make a colourful and beautiful poster on the theme “Save Animals”.


INTERDISCIPLINARY PROJECT THEME PLANETS

Students love learning about space. Our budding astronauts will create a colourful planet's flip book in which they will draw the sun and its eight planets and paste these cut outs in correct order in the flip book.

To make the flip book -prepare premade flip book templates and different sized circles to represent each planet. Write the name of each planet behind the flaps then glue down sun and eight planets in correct order

Refer the following link to make planet flip book

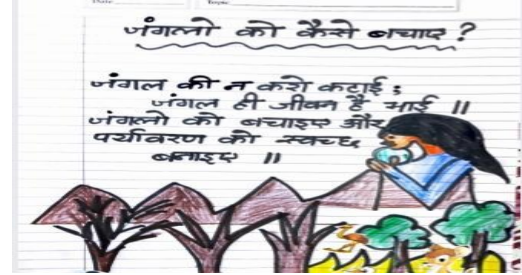
<https://www.inspiredelementary.com/planet-flip-book/>




Learn the syllabus of PT1.

विषय - हिन्दी

- 1) बच्चे सुन्दर व स्पष्ट लिखाई में 5 सुलेख करेंगे। सुलेख हिन्दी की कॉपी--2 में करेंगे।
- 2) प्रतिदिन हिन्दी समाचार पत्र पढ़ेंगे। पढ़ते समय उच्चारण व मात्राओं का ध्यान रखें।
- 3) अपने अपने रोल नंबर का ध्यान रखते हुए गतिविधि करेंगे।
 - क) पेड़/जंगल बचाओ पर चित्र सहित 1 स्लोगन और पानी बचाओ पर चित्र सहित 1 स्लोगन लिखिए। (A - 4 नाप की शीट पर) (रोल नंबर 1 से 15 तक)



- ख) चित्र सहित व्यक्तिवाचक संज्ञा शब्द और जातिवाचक संज्ञा शब्द लिखते हुए 4 फ्लैश कार्ड बनाएँगे। (रोल नंबर 16 से 30 तक)



- ग) चित्र सहित विशेषण शब्द और विशेष्य शब्द लिखते हुए 4 फ्लैश कार्ड बनाएँगे। (रोल नंबर 31 से अंत तक)
- 4) क- A - 4 नाप की शीट पर सौर मंडल के किसी भी ग्रह से संबंधित कविता लिखकर मास्क बनाएँगे। (रोल नंबर 1 से 25 तक)
ख - सौर मंडल के किसी भी एक ग्रह में पहुँचने की कल्पना करते हुए चित्र सहित वर्णन कीजिए। (रोल नंबर 26 से अंत तक)
- 5) अभी तक कराए गए भाषा माधुरी व भाषा अभ्यास के पाठों का लिखित अभ्यास करिए।

विषय - संस्कृत

1. मम परिचय :

A4 या A3 size sheet पर मम परिचय लिखें और अपनी फोटो भी लगाइए ।

नोट : - मम परिचय लिखना सभी छात्रों के लिए अनिवार्य है।

2. कोई 5 पुल्लिंग शब्द संस्कृत में (अपनी कॉपी से) (अनुक्रमांक Roll no. 1 से 10 तक)
3. कोई 5 स्त्रीलिंग शब्द संस्कृत में (अपनी कॉपी से) (अनुक्रमांक Roll no. 11 से 20 तक)
4. कोई 5 नपुंसकलिंग शब्द संस्कृत में (अपनी कॉपी से) (अनुक्रमांक Roll no 21 से 30 तक)

नोट : -

- अपने अनुक्रमांकानुसार (according to roll no) किसी भी आकार में बनाकर संस्कृत में पुल्लिंग, स्त्रीलिंग और नपुंसकलिंग शब्द अपनी कॉपी से देखकर लिखेंगे।
- जैसे फूल बनाकर उसकी पत्तियों में, रेल के डिब्बे बनाकर इत्यादि।
- आप स्वेच्छानुसार कोई अन्य आकार भी बना सकते हो।

5. पाठ 3 वयम् पश्यामः जन्तुशालाम् (पृष्ठ संख्या 12 – 13)

(अनुक्रमांक Roll no 31 से 40 तक)

जन्तुशाला (चिड़िया घर) का कोलाज

जिसमें पशु, पक्षी, जल में रहने वाले जीवों का चित्र तथा संस्कृत में उनके नाम लिखकर कोलाज बनाइए -

नोट: केवल पाठ 3 में आए शब्द लेने हैं।

6. संस्कृत में पशुओं के नाम (पृष्ठ संख्या 14)

अनुक्रमांक 41 से अन्तिम अनुक्रमांक (Roll no) तक

संस्कृत में 5 पशुओं के नाम के Flash card या Wall hanging बनाइए ।

नोट: -

1. कार्य सुंदर व रंगीन होना चाहिए ।
2. Spelling (वर्तनी) ठीक होनी चाहिए ।
3. कार्य अपनी पुस्तक व उत्तर पुस्तिका से देख कर कीजिए ।
4. सभी छात्र अपने अनुक्रमांक के (Roll No) अनुसार कार्य करेंगे ।
5. मम परिचय सभी छात्र करेंगे।
6. कक्षा में करवाया गया सारा कार्य याद कीजिए।
7. ग्रीष्मावकाश गृह कार्य के अंक लेंगे।

SUBJECT : SOCIAL SCIENCE

Make a colourful project on the topic 'Leisure Time' on A4 size sheets

Points to be covered are:

- Leisure Time- its importance
- Various board games
- Martial arts and its forms
- Yoga- asanas and pranayamas
- Reading and its importance
- Favourite sports person

(Draw bold and colourful pictures. Use colored pens for writing work. Make one page each on the subtopic given. Take help from chapter 6 of the book.

Prepare the jewellery worn by tribes of India using glitter papers, shells, beads or any other materials. For reference pictures are attached.

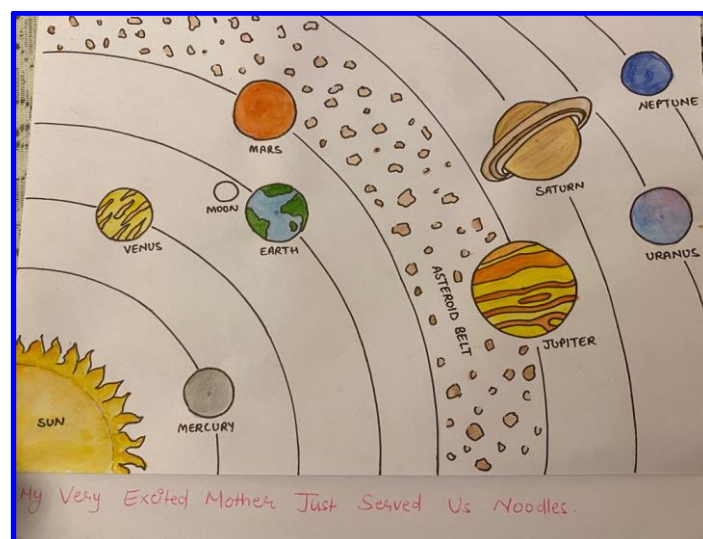


- On A3 size sheet make an infographic on the topic: 'Tree Benefits: Plant a tree'. For reference picture is attached. Use your own creativity to do the work.



Interdisciplinary Project :

On a A4 size sheet draw the solar system and write mnemonics of it. Picture of it has been attached for reference



Learn the syllabus of PT1.