



DARBARI LAL DAV MODEL SCHOOL
BN – BLOCK, SHALIMAR BAGH, DELHI – 110088
(Affiliated and Accredited to CBSE)

HOLIDAYS HOMEWORK (2022-23)
CLASS IV

SUBJECT : ENGLISH

Dear students


As the SUMMER BREAK is about to start, here is a list of English work which you all must do according to the instructions given. So read the instructions carefully before doing anything.

Instructions

- ❖ Summer Vacation is the best time for learning and nurturing creativity. So, utilize this time judiciously.
- ❖ Inculcate good manners, healthy habits and respect for others.
- ❖ Help your parents in household chores.
- ❖ Watch informative programmes in English on T.V.
- ❖ Do all the activities neatly.
- ❖ At the back of the Activity, write your name, class and section.
- ❖ Make borders in every activity.
- ❖ Study well and revise the syllabus for PT1 exams.

HOLIDAY HOMEWORK

1. Read any 2 stories from Panchtantra. Write their summaries with Morals on two separate A4 Size coloured sheets.



2. Helping others is a good quality of human beings which everyone should own. How do you help animals in your daily routine?

Paste your picture of helping animals/birds on an A4 size sheet. For example, if you feed dogs, cows, birds or any other land animal, if you keep a water bowl for birds as well as for land animals get your picture, paste it and write what you are doing in this picture in a few sentences.



3. To improve your handwriting, write 10 pages neatly in your Practice copy (copy number 2).

4. Speak in English with your family members. After the summer break, under SPEAK SMART DRIVE badges will be given to the students who would converse in good English in the school.

5. PROJECT - Brochure on Indian States.

The students will make a brochure on States of India according to their Roll numbers. Include famous places, food, festivals, clothing, dances and languages of that particular state.

Roll no. 1 to 10 - Kashmir

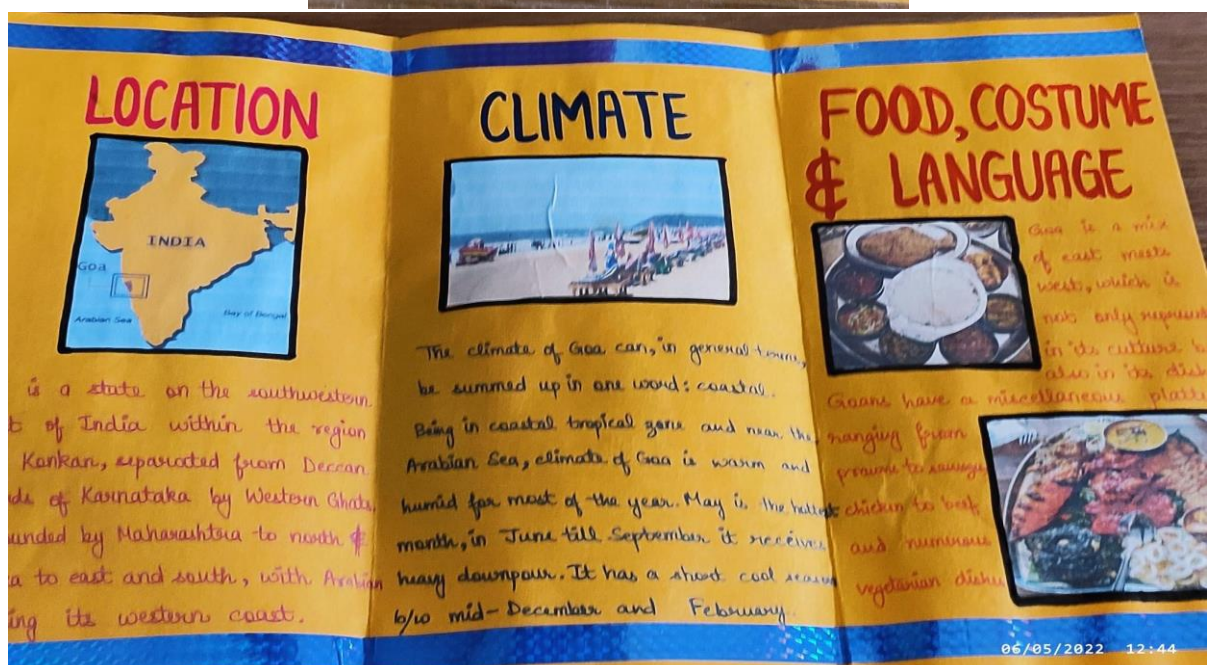
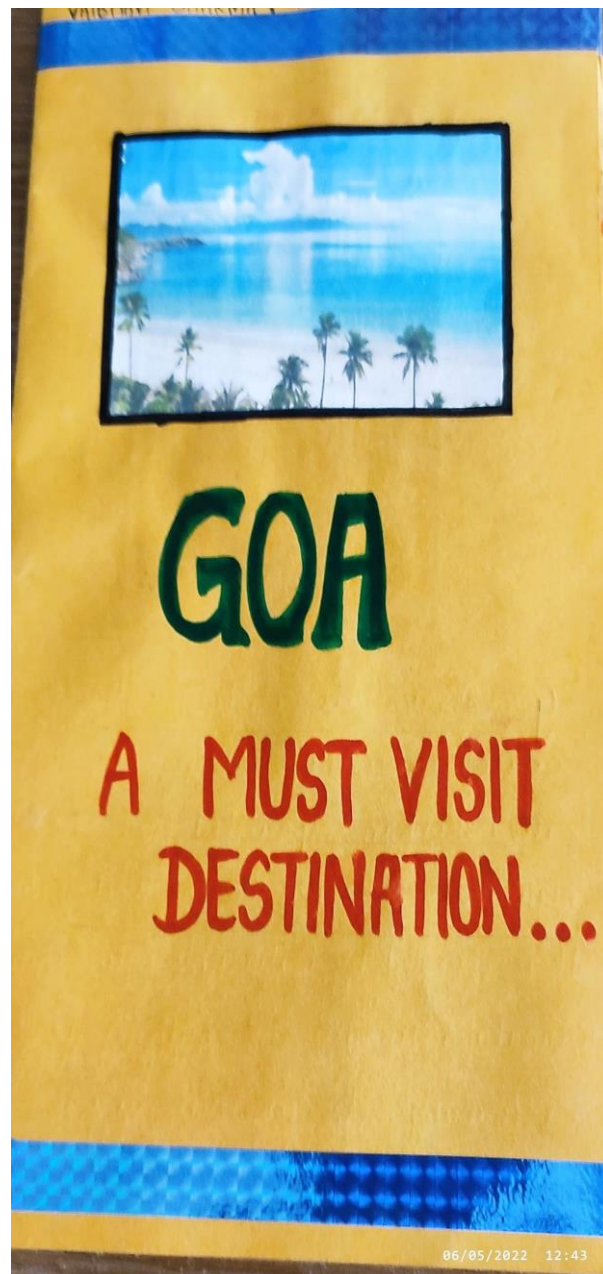
Roll no. 11 to 20 - Madhya Pradesh

Roll no. 21 to 30 - Maharashtra

Roll no. 31 to 40 - Nagaland

Roll no. 41 to last - Kerala

A sample brochure has been given for your reference.



6. INTERDISCIPLINARY PROJECT - THEME - POLLUTION

Make a collage of Air Pollution. Show its causes and remedies by pasting some pictures and writing about them on a full size coloured CHART.

7. Ek Bharat Shreshtha Bharat Project



India is known for its rich diversity of culture, tradition, religion as well as languages. As per the Indian constitution, there are 22 official languages. Punjabi language is one of them. To make the students aware about this, a project is being given to them.

Pictionary of Punjabi -

The students will paste 5 pictures of food, dances, famous places of Punjab on an A4 size coloured sheet and will write their names in Punjabi. They will also learn these names.

SUBJECT : MATHS

Q.1 Make a beautiful rangoli using only geometrical shapes.

Q.2 Make a colourful tribal or animal mask using geometrical shapes.

Q.3 Learn and write tables from 2 to 12 only once.

INTERDISCIPLINARY PROJECT

Topic - Pollution

Q.4 Note down the Air Quality Index (AQI) of Delhi from 1st June to 7th June 2022.

- a) Arrange these numerals in ascending order.**
- b) Write the day and date on which the AQI is maximum and minimum.**
- c) Find the difference between the maximum and minimum AQI.**

INSTRUCTIONS

- Do the holidays homework on A-4 size sheets and put all the sheets in a folder.**
- Holidays Homework should be neat and colourful.**
- Use coloured pens for doing the Homework.**
- Revise the syllabus of PT-1 thoroughly.**
- Do 10 sums of Addition and 10 sums of Subtraction in Maths practice register.**

INSTRUCTIONS:

The holiday homework needs to be done on A 4 size sheets and keep it in the folder


Use your imagination, creativity and knowledge to do the assigned task.

Take good care of your health and hygiene.

Activity 1

Teeth are a very important part of our mouth. Let's do little research about our precious teeth.

What is a **Dentist?**



A Dentist is a doctor who takes care of your teeth.

You should visit a dentist every 6 months to make sure your teeth are healthy and growing correctly.

You be the dentist!

What would you do or say for each of the smiles below?

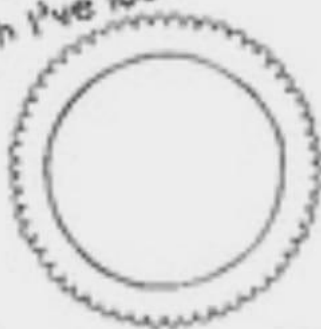


Name _____




all about my teeth



Number of
teeth I've lost:



I clean my teeth with:
(check the boxes)

MY SMILE



3 words to
describe my
teeth:

1. _____
2. _____
3. _____



A food I like
to eat that
is good for
my teeth

Activity 2

Read chapter 2 thoroughly and collect pictures of edible roots and create a collage of edible roots. Write down their names too.

ACTIVITY 3

Make a bunch of beautiful flowers using tissue paper. You can use the link for reference -

<https://youtu.be/A5MspIJ4sqQ>

Sample for your reference –



INTERDISCIPLINARY PROJECT **THEME POLLUTION**

Research on harmful effects of plastic thrown in water bodies and make a colourful poster on A3 sheet on the topic.

Plastic pollution and its solution.

A sample is given for your reference.



Learn the Syllabus of PT1.

विषय -- हिन्दी

1) बच्चे सुन्दर व स्पष्ट लिखाई में 5 सुलेख करेंगे।

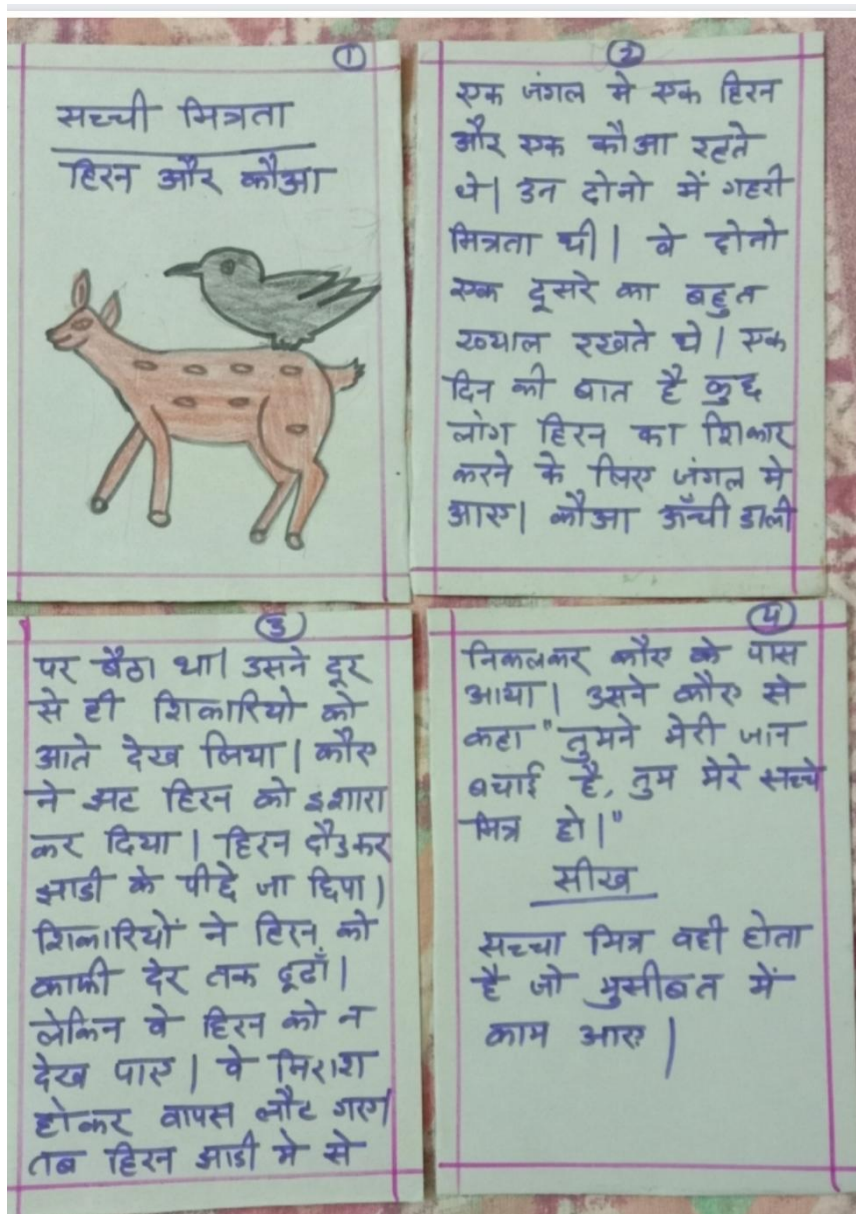
सुलेख हिन्दी की कॉपी--2 में करेंगे।

2) कोई 5 शिक्षाप्रद कहानियाँ पढ़ेंगे। पढ़ते समय उच्चारण व मात्राओं का ध्यान रखें।


3) अपने अपने रोल नंबर का ध्यान रखते हुए गतिविधि करेंगे।

क) सच्ची मित्रता पर चित्र सहित कोई भी कहानी 4 फ्लैश कार्ड बनाकर कहानी उस पर लिखेंगे।

(रोल नंबर 1 से 15 तक)



ख) चित्र सहित संज्ञा शब्द लिखते हुए 4 फलैश कार्ड बनाएँगे । (रोल नंबर 16 से 30 तक)



ग) चित्र सहित क्रिया शब्द लिखते हुए चार फलैश कार्ड बनाएँगे । (रोल नंबर 31 से अंत तक)



- 4) क) जल प्रदूषण या वायु प्रदूषण रोकनेबन्धित चित्र सहित एक स्लोगन लिखेंगे ।
(A - 4 नाप की शीट पर) (रोल नंबर 1 से 25 तक)
- ख) जल वायु प्रदूषण रोकने से संबंधित एक मास्क बनाएँगे ।
(A - 4 नाप की शीट पर) (रोल नंबर 26 से अंत तक)
- 5) अभी तक भाषा माधुरी व भाषा अभ्यास के पाठों का लिखित अभ्यास करिए ।

SUBJECT : SOCIAL SCIENCE

- Make a colourful project on the topic:
'Features of an ideal home'. Project is to be made on A4 size sheets.

Points to be covered are:

- * Sunlight
- * Ventilation
- * Sanitation
- * Doors and window and safety
- * Cleanliness to be maintained at home to prevent spreading of coronavirus disease.

(Draw bold and colorful pictures. Use colored pens for writing work. Take help from chapter 4 of book. Project maybe of 4-5 pages.

- Make a mask of Kathakali dance. This picture is for reference.



- Make a beautiful paper bag. Write a slogan on it-
'Say no to Polythene Bag'

Link for making paper bag <https://youtu.be/CIODkWbLmjY>

INTERDISCIPLINARY PROJECT:THEME POLLUTION

On a A4 size sheet, make a colourful poster on 'Stop Noise pollution', showing its causes and solutions.

Learn the syllabus of PT1.