



**DARBARI LAL DAV MODEL SCHOOL**  
**BN – BLOCK, SHALIMAR BAGH, DELHI – 110088**

**HOLIDAYS HOMEWORK (2023-24)**

**CLASS IV**

Dear Children,


As the Summer Vacation begins, let us prepare ourselves not just to relax and rejuvenate but also to do some creative and constructive work. Wishing all of you an enjoyable summer break!!

Kindly follow the instructions given for each subject and do the holidays homework along with revising the work done in the class.

**ENGLISH**



1. Make a colourful Brochure based on the chapter The Jungle safari. Write down about any one National Park of India, its surroundings, weather, animals, birds, plants, travelling etc.

A reference picture is given below.



## 2. Collective nouns

Take cut outs as shown in the pictures and put 5 strips of collective nouns with sentences written on them. Make it colourful.



## INTERDISCIPLINARY PROJECT

Veergatha.

Children will make a Graphical Organiser on an A4 size sheet, paste the pictures of Gallantry awards with names of each gallantry award and write its two recipients on the same sheet.



## विषय -- हिन्दी

1) बच्चे सुन्दर व स्पष्ट लिखाई में 5 सुलेख करेंगे ।

सुलेख हिन्दी की कॉपी--2 में करेंगे ।

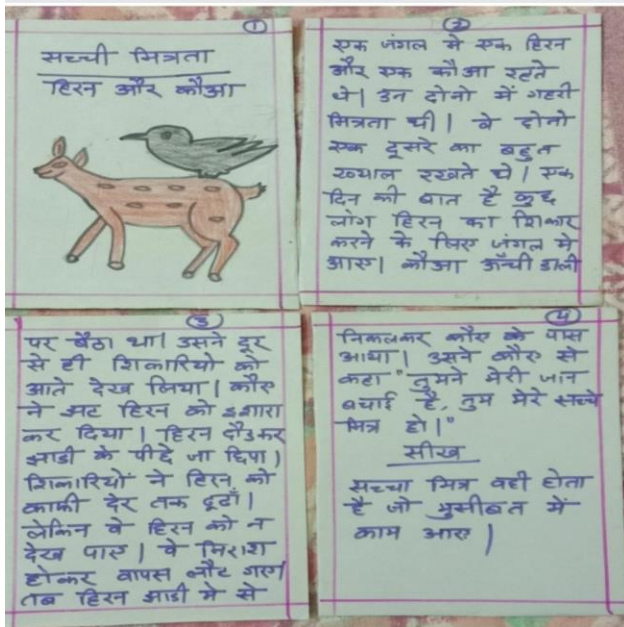
2) कोई 5 शिक्षाप्रद कहानियाँ पढ़ेंगे । पढ़ते समय उच्चारण व मात्राओं का ध्यान रखें ।

3) अपने- अपने रोल नंबर का ध्यान रखते हुए गतिविधि करेंगे ।

क) सच्ची मित्रता पर चित्र सहित कोई भी कहानी 4 फ्लैश कार्ड बनाकर

उस पर लिखेंगे ।

(रोल नंबर 1 से 15 तक)



ख) चित्र सहित संज्ञा शब्द लिखते हुए 4 फ्लैश कार्ड बनाएँगे ।

(रोल नंबर 16 से 30 तक)



- ग) चित्र सहित क्रिया शब्द लिखते हुए चार फ्लैश कार्ड बनाएँगे ।  
(रोल नंबर 31 से अंत तक)



### INTERDISCIPLINARY PROJECT

- 4) अपने- अपने रोल नंबर का ध्यान रखते हुए यह गतिविधि करेंगे ।

क) परमवीर चक्र प्राप्त किसी एक वीर का चित्र सहित परिचय लिखिए।

(रोल नंबर 1 से 25 तक)

ख) परमवीर चक्र- 'वीरों का पर्व' इस विषय पर कविता लिखिए ।

(रोल नंबर 26 से अंत तक)

नोट -यह कार्य A-4 नाप की शीट पर किया जाएगा ।

- 5) अभी तक भाषा माधुरी व भाषा अभ्यास के पाठों का लिखित अभ्यास करिए।

## **MATHS**

Q1. Make a detailed research project on Fun with Patterns. This project helps you in understanding the beauty of Mathematics in nature. It should have following subtopics:

- Index
- Types of patterns
- Man made patterns. (Draw or paste the pictures)
- Natural patterns.(Draw or paste the pictures)
- Patterns in Mathematics.
- Bibliography

## **INTERDISCIPLINARY PROJECT**

### **Topic - Veer Gatha**

Q2. This interdisciplinary project on Veer Gatha will help you in getting the complete information about our national heroes with the help of Mathematics.

### **Figure out my HERO**

Gallantry awards winners

R.No.1 to 10: Grenadier Yogendra Singh Yadav

R.No.11 to 20: Major Som Nath Sharma

R.No.21 to 30:Lance Naik Karam Singh

R.No.31 to 40: Capt. Vikram Batra

R.No.41 to last r.no.:Flying Officer Nirmat Jit Singh Sekhon

Make a project on the hero according to your r. no. It should have following subtopics:

- Name of your national hero with match sticks/ toothpicks/ thread/ wool etc with his photograph.
- Name of his state: Distance from Delhi in Km and convert it into metres. Also write the number names of both the values(Km & m)

## **INSTRUCTIONS**

- Do all the holiday homework on A-4 size sheets and put all the sheets in a folder.
- Holidays Homework should be neat and colourful.
- Use coloured pens for doing the Homework.
- Make your projects presentable by drawing or pasting colourful pictures relevant to the topic.
- Revise the syllabus of Periodic test-1 thoroughly.



## SCIENCE

### INSTRUCTIONS

- The holidays home work needs to be done on A4 size sheets and kept in a folder.
- Use your imagination, creativity and knowledge to do the assigned task.

### ACTIVITY 1

Hapa-zome printing is one of the easiest and quickest natural dyeing techniques. It is the Japanese technique of smashing flowers and leaves into fabric. Showcase your creativity of Hapa-zome printing on any piece of fabric like a handkerchief or an old T shirt.

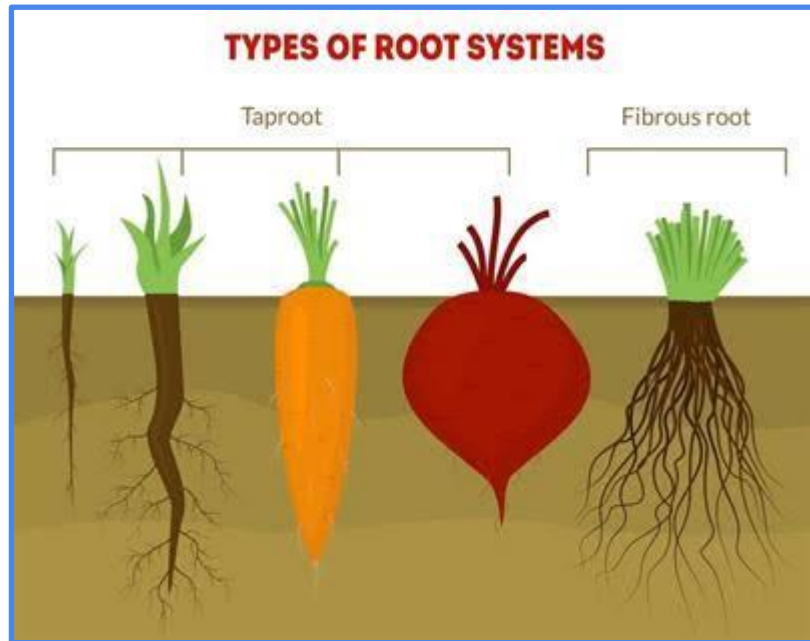
*Sample picture has been given for your reference*



## ACTIVITY 2

**\*NOTE:** Do the following homework as per your roll nos.

—> For Roll No. 1 to 25 : Make a sample of tap root and fibrous root using different creative materials like coloured sheets, jute, wool etc.



—> For Roll No. 26 to last : Make a colourful collage on edible roots like carrot, radish, turnip and beetroot. You may draw or paste pictures of these.

## INTERDISCIPLINARY PROJECT

### VEER GATHA

1. Collect information about the achievements and contributions of any ONE of the famous Indian environmentalists of recent times, from the list given below, who has made us proud. Do this work on an A4 size sheet and paste relevant pictures also.

1. Sunderlal Bahuguna (leader, Chipko Movement)
2. Salim Ali (Birdman of India)
3. M.S. Swaminathan (leader, Green Revolution)
4. Rajendra Singh (Waterman of India)
5. Medha Patkar (leader, Narmada Bachao Andolan)

2. Let us become nature warriors, dedicated to preserving our beloved planet and saving Mother Earth. In this project, we will create a remarkable 3D model based on the theme of "Reduce, Reuse, and Recycle," showcasing the various ways we can protect our environment.

## **SOCIAL SCIENCE**

### **Activity 1**

Make a colourful project on the topic: **SUPERPOWERS**.

Points to be covered in project :

- Choose any 2 extraordinary personalities with some disabilities who have overcome the physical barriers and achieved in their lives. Display their biodata, information and achievements in a picturesque way.
- Suggest ways how children can help people with special abilities to overcome their limitations.
- Draw a poster with a beautiful message ' Disability is the inability to see ability ' along with the beautiful pictures.

(Draw/ Paste bold and colourful pictures. Use coloured pens for writing work. Take help from chapter 2 of the book. Project maybe of 5-6 pages.

### **Activity 2**


Make a mask of Kathakali dance. This picture is for reference.



OR

**'Kabbad se Juggad'**- Prepare one item using waste material.

Pics of sample items are given below.



These pics are only for reference. Be creative and original to do your work.



### Activity 3

#### INTERDISCIPLINARY PROJECT: VEER GATHA

On a A4 size sheet students will make a poster on anyone of the Gallantry Award Winners. The poster must depict the following information.

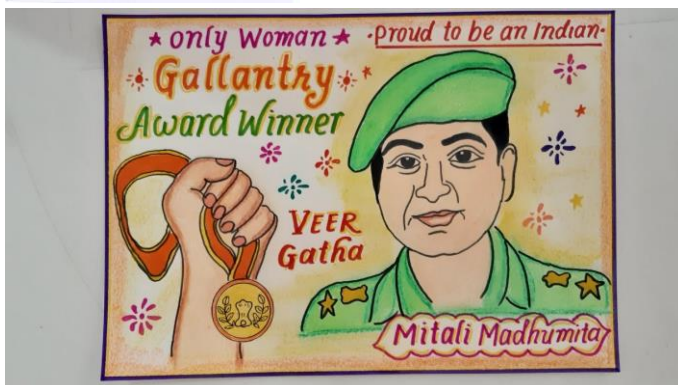

Name of the award winner

Details of the award winner

Excellence for which reward has been awarded.

Picture of the award winner.

Sample for the reference is given.



Learn and revise PT1 Syllabus.

### ART & CRAFT

- Complete STEP BY STEP - Page no. 16 to 25
- Craft Activity - Flower making and Wall hanging (using waste material)