

DARBARI LAL D.A.V MODEL SCHOOL

Accredited and permanently affiliated to CBSE

BN-BLOCK SHALIMAR BAGH, DELHI-88

FUNTIME – ACTIVITY TIME
HOLIDAYS HOMEWORK (2023-24)
PRE – PRIMARY
SUMMER BREAK (22nd MAY 2023 TO 2nd JULY 2023)



Holidays are the best time of the year,
Time to shout, clap & cheer!
Jump about and have lots of fun,
Enjoy treats in tons and tons!
Plan a trip, go around and explore,
Be it mountains or the sea shore!
Playing or cycling, whatever you do,
Museums and mountains can be visited too!
Try cool recipes with your grandparents too,
Experiments and projects to be done by you!


Dear Parents,

Summer vacations are synonymous with fun, frolic, playing with friends, going for picnics, exploring new places and watching fun filled shows on television. To make summer break more interesting, meaningful and full of fun while still doing your favorite things, here is a summer vacation activity based homework.

So lead your children and guide them by organizing and planning the activities given below:

Reading Time- Fun Time

ACTIVITY NO. 1: Help your child in making a **Pictionary** of a,e,i,o,u vowel words. Use a scrapbook with colored pages and paste bold, bright and colorful pictures of different vowels.



Note : Kindly paste 5 different pictures of each vowel.

ACTIVITY NO 2: Make flash cards of 6 by 6 inches with each consonant (vyanjan) and vowel (swar) as per your child's roll number in the class. Each flash card can have one bold and colorful picture. Kindly get them laminated or try to laminate them at home with the link given below:

<https://youtu.be/XEPaZBjiNBw>

Roll No. 1 to 14 - क से ण

Roll No. 15 to 30 - त से ह

Roll No. 31 onwards - अ से अः

e.g.



ACTIVITY NO 3: BOOK BUDDY

Read short moral based storybooks on Animals, Birds, Human beings and appreciate Mother Nature.

- ❖ Make bedtime reading a regular practice with your child (Use books with bold and colorful pictures and large text).
- ❖ Ask questions like “Did you like the story?”, “Who was your favorite character in the story?” etc.

ACTIVITY NO 4: I AM A SCIENTIST (Curiosity is the fuel for discovery, inquiry and learning)

Help your child in doing the following experiments at home and observe their results:-

- (a) What happens when water is kept in the freezer?
- (b) What happens when water is heated on fire?
- (c) What happens when water is kept in the sun?

Discuss the results of the above-mentioned experiments.

ACTIVITY NO 5: World Environment Day is on Monday, 5th June 2023. Help your child in planting a sapling and water it daily.

Help your child to preparing a banner.

- Take A-3 size sheet and give it a colorful border.
- Create bold and colorful pictures related to the topic given and write a slogan for the same.

Roll No.	Topic
1-5	Save Water
6-10	Save Trees
11-15	Save Electricity
16-20	Road Safety
21-25	Healthy and Unhealthy Food
26-30	Clean India Green India
31 – 35	Community Helpers
36-40	National Unity Day
41 Onwards	Seasons

ACTIVITY NO 6: Father’s Day is on Sunday, 18th June 2023. A father is someone who holds you when you cry, scolds you when you break the rules, shines with pride when you succeed and has faith in you even when you fail. Take your mother’s help and make a beautiful card for your father. Serve sandwiches and juice to him in the breakfast to make him feel special.

ACTIVITY NO 7: FUN YOGA ACTIVITY

International Yoga Day is on Wednesday, 21st June 2023. Encourage your child to perform the following fun- loving postures for self – acceptance, development of healthy habits, remain focused, remain calmand develop positive mental health. Click a photograph of your child doing Yoga and paste it on a drawing sheet. Put this sheet in their drawing file.



ACTIVITY NO 8: Social Skills:

Help your child in becoming a caring human being by developing the following habits like:

- Giving respect to her/his elders and loving her/his younger ones.
- Wishing and welcoming guests.
- Spending time with grandparents.
- Keeping the house clean.
- Helping you in arranging dining table and then after eating keeping her/his plate in the kitchen.
- Arranging her/his toy shelf.
- Making her /his own bed.
- Watering the plants.
- Taking care of pets. (In case, you have any)
- Using five magical words – Please, Sorry, Thank You, Pardon Me and Excuse Me.

ACTIVITY NO 9: Personal Hygiene:

Encourage your child to take care of her/his personal hygiene by inculcating the following habits:

- Covering her/his nose and mouth when she/he coughs or sneezes.
- Avoid licking her/his finger (such as when turning pages in a book)
- Avoid eating uncovered food.
- Avoid sharing towel, handkerchief and brush with other people.
- Trimming her/his hair every 4-8 weeks.
- Keeping her/his hair lice-free.
- Not touching animals before eating else washing her/his hands before eating.

ACTIVITY NO 10: Most of the children are able to understand instructions given in English but it is also important that your child learns to converse in English. She/he should speak to the teacher and friends in English. Here is a teaching tip for you:

Show and Tell activity – Do this activity with your child using common household objects/ toys eg. spoon, jug, doll, toy car, ball etc. Let your child make simple sentences to describe the object.
eg



This is a ball.
It is a round ball.
It is big/small ball.
It is _____ in color.
I play with my ball.

ACTIVITY NO 11: MY FIVE SENSES

Take your child for a Nature Walk to a park. Tell her/him about five senses i.e. touch, sight, hearing, taste and smell. Help her/him in collecting the things related to these senses and paste them on an A-3 size sheet in the following manner:



ACTIVITY NO 12: LET’S BE CREATIVE (PROJECT WORK)

ROLL NO.	TOPIC
1-5	Help your child in making a 3-D model on any one of the following seasons- Summer, Rainy, Winter, Spring. You may include things used, clothes worn, food eaten during that particular season.
6-10	Help your child in making a 3-D model on Community Helpers and tools used by them. Example- <ul style="list-style-type: none">• A Doctor’s clinic• A Teacher’s classroom• A fire brigade with a Fireman• A garden with a Gardener etc.
11-15	Help your child in making a 3-D model on Parts of a Plant. Also label each part.
16-20	Help your child in making a 3-D model on things that we get from Plants.

21-25	Help your child in making a 3-D model on Sources of Water.
26-30	Help your child in making a 3-D model of a Jungle Scene showing Wild Animals.
31-35	Help your child in making a 3-D model of a farm showing farm animals and domestic animals.
36 onwards	Help your child in making a 3-D model on Save Earth.

ACTIVITY NO 13 – LET’S MAKE SLIDERS





Help your child in making sliders of ‘a’ vowel rhyming words ending with at,ap,ad,ag,an,ax,am,ab .

(Reference Video will be shared in class whatsapp group)

ART AND CRAFT

- Help your child in making a colorful wind chime using paper cups. Make sun, moon and stars of different sizes with colored paper and hang them with ribbons on the wind chime.(You may surf the net for many more ideas)
- BEST OUT OF WASTE

Help your child in creating a beautiful ‘Toy’ out of waste material like old shoe boxes, old bottles, old newspaper, old magazines etc.

- Help your child in making five compositions using shapes:-     on A-4 size sheets. Use origami sheets for making these compositions e.g.



- Help your child in making an animal and a bird mask according to their own creative ideas.


NOTE:

1. Put all the drawing sheets in a file and write down your child’s name and class with a marker.
2. Send the above art and craft material when the school reopens.

STUDY TIME

NOTE: Do the following in a new ‘three – in – one’ (green) notebook

1. Refer to ‘My English Book’ for the following-
 - Learn and write ‘a’ vowel words from Page Nos. 10 and 11 and draw pictures related to them. (5 times)



Write ‘a’ vowel words from Page No. 12 (5 times).

- Learn words on Page No. 12 for listen and write activity.

NOTE: Follow the writing format as being done in the class work notebook.

2. Do Page no. 13 of ‘My English Book’.
3. Learn and write क से म (5 times). Follow the same format as done in the class.
4. Do Page numbers 1 to 4 of ‘Shabd Abhyas Book’ and Page numbers 1 to 5 of ‘Bal Madhuri Book’.
5. Write 1 to 10 (5 times) as shown below:

eg. T O

 1

 2

 3

 4

 5

 6

 7

 8

 9

 10

6. Do what comes just after 0 to 10 (5 times).

e.g. TO * TO

 7 —

 5 —

7. Do what comes just before 1 to 10 (5 times).

e.g. TO * TO

 5

 9

8. Do Page numbers 29 and 30 of Kindergarten Mathematics Book.
9. Complete Fun with Colours Book (till Page no. 24)

NOTE: Send the complete holidays homework in a jute or cloth bag on 3rd July 2023. Write your child’s name and class on the bag with a marker.

SOME POINTERS

Different types of languages are spoken by people from different regions but the most important thing is that, any language, when spoken should be spoken correctly. The two common languages that our children should be able to speak fluently are Hindi and English. Since English is a universal language spoken and understood by people all over the world, we want our children also to be proficient in speaking it and for this, we need your full support and cooperation. We would appreciate if you adhere to the following points.

- Speak with your child in English.
- Emphasize more on phonic sounds and encourage ‘Word Building’ and ‘Picture Talk’.
- Build/create a word wall.

Kindly assign a corner of the wall to make the word wall and put bold pictures for the child to read. Keep adding new words to this word wall. eg.



GOOD BYE LITTLE ONES.

Have fun in your holidays and hope you will enjoy doing these activities.

Class Teacher

